















atriadesigns.ca
604-428-1818
sales@atriadesigns.ca



PENSILE RETRATTILE UP TO 16 MQ






Standard

-  Parasol with retractable side arm
-  360° rotation
-  High-tenacity 6005 aluminum alloy frame
-  Protected waterproof seams (**WATER SAFE**)
-  Manual opening with crank with winch and stainless steel cable
-  Stainless Steel Bolts
-  Quick ribs uncoupling system (**EASY CLICK**)
-  Nylon - inox - aluminum collars
-  Nylon arm-rib joints
-  Soft airvent
-  With or without 25 Cm perimetrical flounce (type A, B, C, D, E)
-  PVC Premium storage case included in the price

Available bases

-  Support base
-  To be fixed
-  To be buried

Accessories

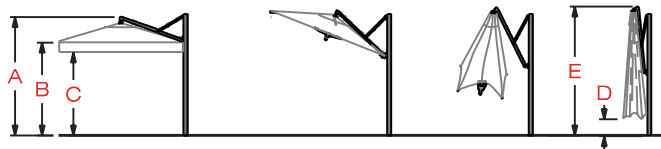
-  Led lights
-  Heaters
-  Lateral walls
-  Gutters
-  Logo application

Customizable project



TECHNICAL SHEET

| | |
|--------------------------------------|--|
| ■ STRUCTURE | 6005 High-tenacity aluminum epoxy powder painted. |
| ■ PARASOL RIBS: | Rounded aluminum profiles \varnothing 30x15x2 Mm. |
| ■ SUPPORT POLE: | Special Squared profile diam. \varnothing 95X95X2,5mm made in epoxy painted aluminum |
| ■ SIDE ARM: | Special Squared profile diam. \varnothing 95X95X2,5mm made in epoxy painted aluminum |
| ■ WINDPROOF AIRVENT: | Soft. |
| ■ JOINTS: | In white - black nylon |
| ■ COLLARS: | In nylon - inox. |
| ■ OPENING AND CLOSING SYSTEM: | Manual opening with crank with winch and stainless steel cable |
| ■ BOLTS: | In stainless steel. |
| ■ STRUCTURE COLORS: | White - manganese grey - RAL on request. |
| ■ AVAILABLE FABRICS: | ENTRY - Yarn-dyed; DESIGN - Mass-dyed; DESIGN+PERFORMANCE - Nautical resined. See Gaggio Color Collection |
| ■ PVC STORAGE CASE: | PVC Premium storage case. |



| PARAS. SIZE WHEN OPEN (Cm) | RIBS N° | HEIGHTS (Cm) WITH STANDARD CONFIGURATION | | | | | WEIGHT (Kg) | PACKAGING SIZE | |
|----------------------------|---------|--|-----|-----|----|-----|-------------|----------------|---------|
| | | A | B | C | D | E | | | |
| 300x300 | 8 | 300 | 235 | 210 | 94 | 342 | 38 | Cm 350x50x50 | Kg 11,5 |
| 350x350 | 8 | 310 | 235 | 210 | 54 | 353 | 41 | Cm 350x50x50 | Kg 11,5 |
| 400x400 | 8 | 327 | 252 | 227 | 48 | 363 | 45 | Cm 400x50x50 | Kg 13 |
| 400x300 | 8 | 320 | 238 | 213 | 60 | 340 | 41 | Cm 350x50x50 | Kg 11,5 |

Heights and weights are approximate, base and package excluded. Heights and weights may change without notice.

LEGEND

L= PARASOL SIDE

D= 8 Cm MINIMUM DISTANCE FROM WALLS /OTHER ELEMENTS

-X- BASEMENT DIMENSIONS OVER THE UMBRELLA SIDE

SUPPORT BASE 115x76x5

66 Cm

CENTRAL FIXING 47 Cm

SUPPORT BASE 115x104x6

BASE INT. SIDE 28 Cm

BASE EXT. SIDE 66 Cm

JOINTED BASE 25x30x1

23 Cm

